

SCOTT COUNTY SCHOOL BOARD

MINUTES OF REGULAR MEETING-TUESDAY, OCTOBER 2, 2018

The Scott County School Board met for a regular meeting on Tuesday, October 2, 2018 at 6:30 p.m. at the Scott County School Board's Central Office, with the following members present:

William "Bill" R. Quillen, Jr., Chairman
David M. Templeton, Vice-Chairman
Larry L. Horton
Gail L. McConnell
Linda Gillenwater
Lon Stephen "Steve" Sallee, Jr.

ABSENT: None

OTHERS PRESENT: John I. Ferguson, Division Superintendent; Jason Smith, Assistant Superintendent; William Sturgill, School Board Attorney; Beverly Stidham, Purchasing Agent, Clerk of the Board; Angela Johnson, Head Start Payroll Clerk, Deputy Clerk of the Board; Amanda Clark, Heritage TV; Scot Fleming, Teacher-VEA Representative; Kathy Musick, VPE representative; Karen Linkous, Scott County Retiree.

CALL TO ORDER/MOMENT OF SILENCE/PLEDGE OF ALLEGIANCE: Chairman Quillen called the regular meeting of the Scott County School Board to order at 6:30 p.m. and welcomed everyone to the meeting. The members and audience observed a moment of silence and Mr. David Templeton led in citing the *Pledge of Allegiance*.

APPROVAL OF AGENDA: On a motion by Mr. Steve Sallee, seconded by Mr. Larry Horton, all members voting aye, the Board voted to approve the agenda as presented for the October 2, 2018 regular meeting.

APPROVAL OF SEPTEMBER 4, 2018 REGULAR MEETING MINUTES: On a motion by Mr. David Templeton, seconded by Ms. Linda Gillenwater, all members voting aye, the Board voted to approve the minutes of the September 4, 2018 regular meeting as presented.

APPROVAL OF CLAIMS: On a motion by Mr. Gail McConnell, seconded by Mr. Steve Sallee, all members voting aye, the Board voted to approve the claims as follows:

School operating fund invoices & payroll in the amount of \$1,144,493.78 as shown by warrants #8126488-#8126740 & electronic payroll direct deposit in the amount of \$1,230,257.93 & electronic payroll tax deposits in the amount of \$509,185.72. Cafeteria Fund invoices & payroll in the amount of \$103,241.09 as shown by warrants #1018848-#1018890 (Voided check #1018862 -\$40.00) & electronic payroll direct deposit in the amount of \$35,235.95 & electronic payroll tax deposits in the amount of \$14,225.09. Head Start invoices totaling \$98,574.24 as shown by warrants #15848-15977 (with voided checks #15937, 15938, 15941, 15942, 15943, 15944, 15945 and 15955-15969).

PUBLIC COMMENT: Mr. Scot Fleming, VEA representative spoke briefly to the Board offering his appreciation for what they do for the staff of Scott County; and Ms. Kathy Musick also spoke briefly to the Board thanking them for their support of Scott County Staff and stated how good it was to see everyone at the Pre-Service events.

RECOGNITION OF RETIREE: Mr. Jason Smith and Superintendent Ferguson recognized Karen Linkous with a resolution for her years of service with Scott County as Human Resource Manager and Clerk of the Board. They presented her with the resolution and thanked her for her contribution to Scott County.

SUPERINTENDENT'S REPORT:

Superintendent Ferguson informed the Board of the 2018 Recognition of the Department of Game and Inland Fisheries and stated that Gate City Middle School and Gate City High School were recognized as 2018 VA Naturally Schools.

APPROVAL OF HEAD START AUGUST 2018 FINANCIAL REPORT: On a motion by Mr. Gail McConnell, seconded by Mr. Steve Saltee, all members voting aye, the Board voted to approve the August 2018 Head Start financial report as presented. (Appendix A)

APPROVAL OF HEAD START DIRECTOR'S REPORT, AUGUST 2018: On a motion by Mr. David Templeton, seconded by Mr. Larry Horton, all members voting aye, the Board voted to approve the August 2018 Head Start Director's report as presented.

Superintendent Ferguson presented to the Board on behalf of Ms. Kathy Wilcox, Head Start Director, the 2017-18 Head Start Information Report and the 2017-18 Early Head Start Information Report for their information and gave time for their review and any questions regarding the information.

Superintendent Ferguson covered the Region VII 2018 Data as presented in the handout highlighting that out of 132 divisions in the state of Virginia, Scott County ranked 6th overall in the State in SOL scores. He offered his congratulations to the students, staff and administration of Scott County for producing such high results. Mr. Ferguson went on to state that Scott County ranked 131st per pupil expenditure which includes all federal, state, and local monies. He went on to explain when federal monies are excluded, Scott County ranked 132nd in state and local money per pupil expenditures. In lieu of this statistics, Superintendent Ferguson reiterated that Scott County still ranked 6th highest in the state of Virginia in overall EOC/SOL pass rate scores. (Appendix B)

CLOSED MEETING: Mr. David Templeton made a motion to enter into closed meeting at 6:45 p.m. to discuss Teachers, Teaching Assistants, Coaches, Secretaries, and School Resource Officers as provided in Section 2.2-3711 of the Code of Virginia, as amended, the motion was seconded by Gail McConnell, all members voting aye.

RETURN FROM CLOSED MEETING: All members present returned from closed meeting at 9:10 p.m. with a roll call vote being held, and on a motion by Mr. David Templeton, seconded by Mr. Gail McConnell, the Board returned to regular session and Mr. Templeton cited the following certification of the closed meeting:

CERTIFICATION OF CLOSED MEETING:

WHEREAS, the Scott County School Board has convened a closed meeting on the date pursuant to an affirmative recorded vote and in accordance with the provisions of the Freedom of Information Act and,

WHEREAS, Section 2.2-3711 of the Code of Virginia requires certification, by this Scott County School Board that such meeting was conducted in conformity with Virginia law;

SCOTT COUNTY PUBLIC SCHOOL HEAD START FINANCIAL REPORT

GRANT #03CH3469-04 (1/1/18-12/31/18)

AUGUST 2018

REVENUE	MONTH TO-DATE	YEAR TO-DATE	APPROVED FUNDING	UNCOLLECTED FUNDING	%
Federal Funds	97,748.47	804,010.51	1,292,412.00	488,401.49	38%
USDA	-	71,925.57	-	-	-
Donations, Other Revenue	-	271.25	-	-	-
TOTAL \$	\$ 97,748.47	\$ 876,207.33	\$ 1,292,412.00	\$ 488,401.49	38%

EXPENSES	MONTH TO-DATE	YEAR TO-DATE	BUDGETED FUNDING	AVAILABLE FUNDING	%
Mental Health Services	-	1,050.00	2,000.00	950.00	48%
Training	34.12	4,591.85	20,399.00	15,807.15	77%
Fringe	23,706.10	203,395.49	321,511.00	118,115.51	37%
Health Services	-	496.70	4,000.00	3,503.30	88%
Audit Fee	-	-	3,500.00	3,500.00	100%
Maintenance & Repair	3,453.87	16,162.97	24,543.00	8,380.03	34%
Maintenance Service Contract	1,840.53	8,945.26	10,515.00	1,569.74	15%
Utilities	986.07	10,987.30	16,761.00	5,773.70	34%
Postage	-	23.56	1,000.00	976.44	98%
Telephone	1,116.50	7,707.68	11,061.00	3,353.32	30%
Child Liability Insurance	-	-	747.00	747.00	100%
Rent	800.00	7,200.00	9,600.00	2,400.00	25%
Local Travel	-	1,507.04	5,057.00	3,549.96	70%
Field Trips	-	2,252.75	1,700.00	(552.75)	-33%
Out of Town Travel	-	-	5,760.00	5,760.00	100%
Parent Activities	-	618.90	2,212.00	1,593.10	72%
Assoc. Dues & Fees	-	1,706.91	2,500.00	793.09	32%
Office Supplies	1,303.76	3,403.79	9,271.25	5,867.46	63%
Food Supplies	750.19	60,082.80	78,395.57	18,312.77	23%
Food Service Supplies	-	92.86	2,000.00	1,907.14	95%
Medical & Dental Supplies	-	427.74	1,000.00	572.26	57%
Janitorial Supplies	419.19	1,165.90	3,000.00	1,834.10	61%
Educational Supplies	206.10	7,562.64	16,520.00	8,957.36	54%
Discretionary Center Funds	-	444.27	3,300.00	2,855.73	87%
Health Examinations	-	114.24	1,000.00	885.76	89%
Payroll Expenses	63,988.29	535,234.73	807,256.00	272,021.27	34%
Equipment	-	-	-	-	0%
TOTAL \$	\$ 98,604.72	\$ 875,175.38	\$ 1,364,608.82	\$ 489,433.44	36%

IN-KIND (NON-FEDERAL SHARE)	MONTH TO-DATE	YEAR TO-DATE	IN-KIND BUDGETED	IN-KIND REMAINING	%
Parents & Volunteer	3,236.10	67,243.95	50,052.00	(17,191.95)	-34%
School District	23,886.04	146,122.04	237,194.00	91,071.96	38%
Donations	3,145.64	28,215.19	35,857.00	7,641.81	21%
TOTAL \$	\$ 30,267.78	\$ 241,581.18	\$ 323,103.00	\$ 81,521.82	25%

ADMINISTRATIVE COST	MONTH TO-DATE	YEAR-TO-DATE ADMIN COST	ADMIN. COST BUDGETED	ADMIN. COST REMAINING
Personnel	13,374.47	104,974.32	158,662.00	53,687.68
Travel	-	-	634.00	634.00
Supplies	516.89	1,517.19	4,200.00	2,682.81
Other	4,295.07	31,081.68	47,348.00	16,266.32
TOTAL \$	\$ 18,186.43	\$ 137,573.19	\$ 210,844.00	\$ 73,270.81

AUG. ADMIN. COST	1.1%
YTD ADMIN. COST	8.5%

SCOTT COUNTY PUBLIC SCHOOL HEAD START
FINANCIAL REPORT SUMMARIZATION
GRANT #03CH3469-04 (1/1/18-12/31/18)

AUGUST 2018

REVENUES

Federal Funds: \$97,748.47
USDA: \$00.00

EXPENSES

Training: Rental deposit for Resource Fair venue.
Fringe Benefits: Employer portion of taxes, retirement, group life, and insurance for applicable program staff.
Maintenance & Repair: Maintenance expenses to program facilities.
Maintenance Service Contract: Copier contract for HS office & centers.
Utilities & Telephone: General expenses for program.
Rent: September rent, HS office.
Office Supplies: General expenses for program.
Food Supplies: Center meal preparation supplies & meals purchased for children/staff.
Janitorial Supplies: General expense for program.
Educational Supplies: Early Childhood magazine subscription renewal.
Payroll Expenses: Head Start staff (contracted & non-contracted).

In-Kind Match: \$30,267.78. As of August, the in-kind remaining is 25%.
Administrative Costs: \$18,186.43. As of August, year-to-date administrative cost is at 8.5%, not to exceed 15%.
Credit Card Expenses: \$1,247.97. See attached credit card expense report.

Custom Transaction Detail Report

August 2018

Memo	Account	Debit	Credit	Balance
QUICKBOOKS FEES AUGUST 2018	6001 · Office Supplies	112.80		-112.80
lunch for pre service training	20-3800 · Training	125.42		-238.22
food for staff training	20-3800 · Training	123.65		-361.87
food for staff training	20-3800 · Training	53.60		-415.47
p.o. 2581-Smoke Detectors	3310 · Maintenance & Repair	34.28		-449.75
p.o. 25.80-supplies	3310 · Maintenance & Repair	12.65		-462.40
p.o. 2574-11459760-knobs for dryer	3310 · Maintenance & Repair	43.55		-505.95
2563-cordless phone for shoe 1	3310 · Maintenance & Repair	84.61		-590.56
p.o. 2580-supplies	6001 · Office Supplies	33.97		-624.53
2566-battery backup & surge protector	6001 · Office Supplies	56.85		-681.38
p.o. 25.80-supplies	6004 · Medical & Dental Supplies	13.97		-695.35
p.o. 2576-toothpaste	6004 · Medical & Dental Supplies	35.82		-731.17
p.o. 2580-supplies	6005 · Janitorial Supplies	90.32		-821.49
p.o. 2579-Classroom keys	6013 · Educational Supplies	3.56		-825.05
p.o. 2580-supplies	6013 · Educational Supplies	99.40		-924.45
p.o. 2571-batteries	6013 · Educational Supplies	83.64		-1,008.09
p.o. 2576-training pants	6013 · Educational Supplies	239.88		-1,247.97
		<u>1,247.97</u>	<u>0.00</u>	<u>-1,247.97</u>

SCOTT COUNTY PUBLIC SCHOOL EARLY HEAD START FINANCIAL REPORT

GRANT #03HP00004901 (3/1/17-8/31/18)
PRELIMINARY REPORT

AUGUST 2018

REVENUE	MONTH TO-DATE	YEAR TO-DATE	APPROVED FUNDING	UNCOLLECTED FUNDING	%
Federal Funds	100,721.69	630,438.24	913,334.00	282,895.76	31%
USDA	1,299.47	20,195.13	-	-	-
Donations (In-Kind)	-	3,488.00	-	-	-
TOTAL \$	102,021.16	\$ 654,121.37	\$ 913,334.00	\$ 282,895.76	31%

EXPENSES	MONTH TO-DATE	YEAR TO-DATE	BUDGETED FUNDING	AVAILABLE FUNDING	%
Mental Health Services	-	-	500.00	500.00	0%
Training	2,781.24	28,246.64	37,431.00	9,184.36	25%
Fringe	4,601.13	80,541.87	124,763.00	44,221.13	35%
Health Services	-	52.10	3,000.00	2,947.90	98%
Audit Fee	-	800.00	4,077.00	3,277.00	80%
Contractual Services	-	46,049.17	78,223.00	32,173.83	41%
Maintenance & Repair	8,972.48	33,586.88	37,740.00	4,153.12	11%
Maintenance Service Contract	-	-	1,170.00	1,170.00	100%
Utilities	150.00	2,868.65	7,980.00	5,111.35	64%
Postage	7.41	496.21	900.00	403.79	45%
Telephone	231.78	2,833.34	3,728.00	894.66	24%
Child Liability Insurance	-	-	217.00	217.00	100%
Rent	-	-	-	-	0%
Local Travel	163.31	594.60	5,251.00	4,656.40	89%
Field Trips	-	-	3,450.00	3,450.00	100%
Out of Town Travel	-	1,262.93	3,000.00	1,737.07	58%
Parent Activities	-	152.36	600.00	447.64	75%
Assoc. Dues & Fees	635.87	4,414.14	4,300.00	(114.14)	-3%
Office Supplies	1,540.56	8,774.07	6,500.00	(2,274.07)	-35%
Food Supplies	1,565.70	22,151.59	32,307.13	10,155.54	31%
Food Service Supplies	-	2,291.03	16,400.00	14,108.97	86%
Medical & Dental Supplies	-	1,666.69	1,500.00	(166.69)	-11%
Janitorial Supplies	118.41	689.84	3,000.00	2,310.16	77%
Educational Supplies	4,595.59	60,840.62	112,599.00	51,758.38	46%
Transition	-	-	2,300.00	2,300.00	100%
Discretionary Center Funds	28.30	28.30	660.00	631.70	0%
Health Examinations	-	-	750.00	750.00	100%
Payroll Expenses	14,949.91	226,756.76	293,417.00	64,660.24	22%
Construction	-	60,000.00	60,000.00	-	0%
Equipment	60,380.00	63,780.00	91,254.00	27,474.00	0%
TOTAL \$	100,721.69	\$ 650,877.79	\$ 937,017.13	\$ 286,139.34	31%

IN-KIND (NON-FEDERAL SHARE)	MONTH TO-DATE	YEAR TO-DATE	IN-KIND BUDGETED	IN-KIND REMAINING	%
Parents & Volunteer	1,795.77	37,370.66	202,906.00	165,535.34	82%
School District	839.82	19,274.06	9,542.00	(9,732.06)	-102%
Donations	7,572.77	46,021.18	15,886.00	(30,135.18)	-190%
TOTAL \$	10,208.36	\$ 102,665.90	\$ 228,334.00	\$ 125,668.10	55%

ADMINISTRATIVE COST	MONTH TO-DATE	YEAR TO-DATE	ADMIN. COST BUDGETED	ADMIN. COST REMAINING
Personnel	2,198.11	36,088.01	41,630.00	5,541.99
Travel	-	252.59	560.00	307.41
Supplies	308.11	1,754.81	1,200.00	(554.81)
Other	2,572.48	17,118.25	52,071.00	34,952.75
TOTAL \$	5,078.70	\$ 55,213.66	\$ 95,461.00	40,247.34

AUG. ADMIN. COST

0.5%

YTD ADMIN. COST

4.8%

SCOTT COUNTY PUBLIC SCHOOL EARLY HEAD START
FINANCIAL REPORT SUMMARIZATION
GRANT #03HP00004901 (3/1/17-8/31/18)

AUGUST 2018

REVENUES

Federal Funds: \$100,721.69

USDA: \$1,299.47 – July reimbursement

EXPENSES

Training: Meals & lodging purchased for out-of-town travel events, Pyramid Model training, & Abusive Head Trauma training fees.

Fringe Benefits: Employer portion of taxes, retirement, group life, and insurance for applicable program staff.

Maintenance & Repairs: Maintenance expenses to program facilities including security camera installation, sidewalk at Weber City center, and window installation at Duffield center.

Utilities, Postage, & Telephone: General expenses for program.

Local Travel:

Assoc. Dues & Fees: Pre-employment screenings & job advertisement fees.

Office Supplies: General expenses for program.

Food Supplies: USDA meals purchased for centers & non-food meal preparation supplies.

Janitorial Supplies: General expenses for program.

Educational Supplies: Classroom supplies for program activities.

Discretionary Center Funds: Reimbursement to staff for the purchase of classroom materials.

Payroll Expenses: Early Head Start staff (contracted & non-contracted).

Equipment: EHS school bus purchase.

In-Kind Match: \$10,208.36. As of August, the remaining in-kind match is 55%.

Administrative Costs: \$5,078.70. As of August, year-to-date administrative cost is at 4.8%, not to exceed 15%.

Credit Card Expenses: \$3,997.47. See attached credit card expense report.

Custom Transaction Detail Report
August 2018

Memo	Account	Debit	Credit	Balance
infant & toddler summit conference July 24-25-meals purchased	20-3800 · Training	130.02		-130.02
infant & toddler summit conference July 24-25-meals purchased	20-3800 · Training	120.85		-250.87
infant & toddler summit conference July 24-25 meals purchased	20-3800 · Training	164.27		-415.14
infant & toddle conference July 24-25 8 staff	20-3800 · Training	969.84		-1,384.98
highscope	20-3800 · Training	136.67		-1,521.65
gas infant and toddler summit conference	20-3800 · Training	30.00		-1,551.65
staff training refreshments	20-3800 · Training	177.90		-1,729.55
4601-duffield 4 tempered glass windows	3310 · Maintenance & Repair	1,148.00		-2,877.55
2527-pencils, note cards-pads for teach staff	6001 · Office Supplies	50.00		-2,927.55
2545-notepads for staff	6001 · Office Supplies	9.00		-2,936.55
2529-file organizers for staff	6001 · Office Supplies	84.92		-3,021.47
2546-office chair	6001 · Office Supplies	64.52		-3,085.99
11317077268207442-2554-clip on light for desk	6001 · Office Supplies	20.38		-3,106.37
113-5390258-3917058-2552 office chair	6001 · Office Supplies	64.52		-3,170.89
2565-office supplies for staff	6001 · Office Supplies	440.11		-3,611.00
2525-supplies	6002 · Food Supplies	37.03		-3,648.03
2525-supplies	6005 · Janitorial Supplies	21.57		-3,669.60
2525-supplies	6013 · Educational Supplies	168.92		-3,838.52
2540-3 junior picnic table & trash can	6013 · Educational Supplies	119.96		-3,958.48
2539 junior picnic table	6013 · Educational Supplies	38.99		-3,997.47
		3,997.47	0.00	-3,997.47

SCOTT COUNTY PUBLIC SCHOOL HEAD START
DIRECTOR'S REPORT
SEPTEMBER 2018

1. End of Month Enrollment for Early Head Start (August) – 24 Children
2. Wait List for Early Head Start: 38 Children
3. Average Daily Attendance: Early Head Start (August 85.62%)
4. End of Month Enrollment for Head Start (August – 154 children)
5. Number on current Wait List: Head Start 24 Over Income, 1 Income Eligible (Dungannon)
6. Current Enrollment for 2018 -2019 School Year (**158 children**)
7. Number eligible 0-100%: 104
8. Number eligible between 100%-130%: 19
9. Number eligible as a Foster Child: 4
10. Number eligible as Homeless: 1
11. Number eligible as Public Assistance: 13
12. Number of Over-Income: 17
13. Enrollment Per Classroom
 - Duffield 1 = 19, Duffield 2 = 19
 - Nickelsville = 19
 - Dungannon = 20
 - Shoemaker 1= 16, Shoemaker 2 = 16, Shoemaker 3= 17, Shoemaker 4 = 15
 - Weber City = 17

RECRUITMENT EFFORTS

- Family Service Staff are following up on age eligible siblings for 2018 school year. Recruitment continues throughout the county. Target locations include: Scott County Food Pantry, Dungannon Development Commission, Priceless, Food City, Food Lion, and the Community Service Building Lobby (Health Dept./WIC and Dept. Social Services).
14. Number of children with an Individualized Education Plan (IEP): 14 or 8 % : Four Developmentally Delayed and Ten Speech/Language Delay and 13 with Suspected Disability.
 15. Number enrolled in Speech Intervention Program (SIP): 15
 16. Number of Dually Enrolled (Enrolled in both Head Start and Early Childhood Special Education class) 4
 17. Early Head Start: ASQ 3: 23 complete, 1 rescreen Early Head Start: Two suspected disability
 18. Early Head Start: IFSP 5 or 25% Three Developmentally Delayed and Two Speech/ Language Delay
 19. **See Attached Health Services Report.**
 20. **Monitoring Results EHS:** Classroom daily schedules have been reviewed and revised as needed. All classrooms are scheduled for PQA observations this month.
 21. **Monitoring Results Head Start:** Classroom daily schedules have been reviewed and revised as needed. All classrooms are scheduled for PQA observations this month.

22. **Book Club Selection EHS:** *Amazing Feelings*
23. **Book Club Selection Head Start:** *I Love My White Shoes* by Eric Litwin
24. **Other Information, Training, Workshops:**
On August 29th, Cindy Raymond, CDSC, and April Carter, AAFO conducted a substitute teacher training. 4 current Head Start parents, 3 past Head Start parents, and 5 community members participated.
25. **Upcoming Events for Head Start**
- September 19** Resource Fair and Organizational Meetings at Natural Tunnel State Park
- October 9th** Team 1 Field Trip to Pumpkin Patch
- October 11th** Team 2 Field Trip to Pumpkin Patch
- October 16th** Weber City Family Engagement Day
- October 17th** Shoemaker 1, Shoemaker 2, Shoemaker 4, Duffield 1 and 2 Family Engagement Day
- October 18th** Shoemaker 3, Dungannon, and Nickelsville Family Engagement Day
- October 25th** Policy Council Luncheon Meeting, Head Start Office

Upcoming Events for Early Head Start

- September 19th** Resource Fair and Organizational Meetings at Natural Tunnel State Park
- October 2** Duffield Early Head Start Field Trip to Pumpkin Patch
- October 4** Weber City Early Head Start 1 & 2 Field Trip to Pumpkin Patch
- October 25** Policy Council Luncheon Meeting, Head Start Office
- October 30** Family Engagement Evening (Fall Festival)

DIRECTOR'S REPORT
SEPTEMBER 2018

THERESA NEWTON
HEALTH & NUTRITION SERVICES

CENTER	ENROLLED	INSURANCE	IMMUNIZATION UP-TO-DATE	MEDICAL HOME	PHYSICAL	DENTAL HOME	DENTAL EXAM
DUFFIELD 1	18	FAMIS - 15 PRIVATE - 1 BOTH - 1 UNKNOWN - 1	12	15	10	14	7
DUFFIELD 2	17	FAMIS - 174 PRIVATE - 2 BOTH - 1 UNKNOWN - 0	15	17	12	11	7
DUNGANNON	20	FAMIS - 17 PRIVATE - 3 BOTH - 0 UNKNOWN - 2	19 Exempt - 1	20	17	14	10
NICKELSVILLE	19	FAMIS - 18 PRIVATE - 1 BOTH - 0 UNKNOWN - 0	14	18	10	12	7
SHOEMAKER 1	16	FAMIS - 15 PRIVATE - 1 BOTH - 0 UNKNOWN - 0	14	16	10	11	3
SHOEMAKER 2	16	FAMIS - 10 PRIVATE - 2 BOTH - 2 UNKNOWN - 2	14	14	6	12	6
SHOEMAKER 3	17	FAMIS - 15 PRIVATE - 0 BOTH - 1 UNKNOWN - 1	12	17	7	13	2
SHOEMAKER 4	15	FAMIS - 10 PRIVATE - 4 BOTH - 0 UNKNOWN - 1	11	14	10	11	3
WEBER CITY	17	FAMIS - 14 PRIVATE - 1 BOTH - 0 UNKNOWN - 2	13	14	7	10	4
TOTAL	155	FAMIS - 128 PRIVATE - 15 BOTH - 5 UNKNOWN - 7	124 Exempt - 1	145	89	101	49

SCREENINGS & MONITORING

Child's Beginning date	30 Day deadline	45 Day deadline	90 Day deadline
August 20	September 18	October 3	November 17
August 22	September 20	October 5	November 19

CENTER	HEALTH FAIR (VISION, HEARING, DENTAL)	MENTAL HEALTH OBSERVATION	USDA MONITOR	HEALTH & SAFETY SCREENER
Duffield 1	Sept 24	Sept 17	Oct 8 – Breakfast	Sept 13
Duffield 2	Sept 24	Sept 18	Oct 8 – Breakfast	Sept 13
Dungannon	Sept 25	Oct 3	Oct 9 – Breakfast	Sept 14
Nickelsville	Sept 25	Oct 2	Oct 9 – Lunch	Sept 14
Shoemaker 1	Sept 26	Sept 24	Oct 10 – Breakfast	Sept 14
Shoemaker 2	Sept 26	Sept 25	Oct 10 – Breakfast	Sept 17
Shoemaker 3	Sept 24	Sept 26	Oct 11 – Breakfast	Sept 17
Shoemaker 4	Sept 25	Oct 1	Oct 12 - Breakfast	Sept 17
Weber City	Sept 26	Sept 20	Oct 15 – Breakfast	Sept 13

Pediatric First Aid/CPR – Sept 10: Beth Stidham; Sept 11: Kayla Holley
 MAT Certification – Sept 18: Kelli Powers, Michelle Wallen, April White, Lori Edwards, Ana Martinez, Melanie Sloan, Donna Hufnagle,
 Kayla Holley, Angie White, Brittney Duty

Webinar: Introducing the Emergency Preparedness Manual for Early Childhood Programs (NEW)
 National Center on Early Childhood Health & Wellness

EARLY HEAD START DIRECTOR'S REPORT

August 2018 (Totals Current as of August 31, 2018)

Beth Stidham
EHS Program Tracking

CENTER	ENROLLED	INSURANCE	IMMUNIZATION UP-TO-DATE	MEDICAL HOME	DENTAL HOME	VISION SCREENED / REFERRED	HEARING SCREENED / REFERRED	DENTAL SCREENING
DUFFIELD EHS	8	FAMIS - 6 PRIVATE - 2 BOTH - 0 UNKNOWN - 0	8	8	7	2 Screened 0 Referred 1 Services Completed	3 Screened 0 Referred 1 Services Completed 0 Receiving Services	0 Exams 0 Screenings 0 Referred
WEBER CITY 1 EHS	8	FAMIS - 8 PRIVATE - 0 BOTH - 0 UNKNOWN - 0	8	8	6	0 Screened 0 Referred	0 Screened 0 Referred 0 Receiving Services 0 Services Completed	0 Exams 0 Screening 0 Referred
WEBER CITY 2 EHS	8	FAMIS - 7 PRIVATE - 1 BOTH - 0 UNKNOWN - 0	8	8	8	0 Screened 0 Referred 0 Receiving Services	1 Screened 0 Referred 0 Service Complete 0 Receiving Services	0 Exams 0 Screenings 0 Referred
TOTAL	24	FAMIS - 21 PRIVATE - 3 BOTH - 0 UNKNOWN - 0	24	24	21	2 Screened 0 Referred 1 Services Completed 0 Receiving Services	4 Screened 0 Referred 1 Services Completed 0 Receiving Services	0 Exams 0 Screenings 0 Referred

SCREENINGS & MONITORING

Child's Beginning date	30 Day deadline	45 Day deadline	90 Day deadline
As children age out and younger children are accepted these dates are fluid and constantly changing.			

(Note: The hearing equipment was dispatched in early June in order to be calibrated. Hearing screenings for new children, not completed on physical exam, will be done when equipment is returned.)

Attendance

Average Daily Attendance (August)

Duffield EHS	92%
Weber City 1	84%
Weber City 2	81%
Monthly ADA:	85.62%

Current Enrollment by Eligibility

Number eligible 0-100%: 10
 Number eligible between 100% - 130%: 3
 Number of over income: 1
 Number eligible as a foster child: 3
 Number eligible as homeless: 0
 Number eligible as Public Assistance: 7

Early Head Start Current Wait List

Duffield EHS - 9 Total

3: Income Eligible
 1: 100-130%
 5: Over Income
 1: Foster Child

Weber City - 29 Total

16: Income Eligible
 6: 100-130%
 7: Over Income

Scott County Public School Head Start Welcome

Picnic & Resource Fair for Families



Cove Ridge Center

Natural Tunnel State Park

1420 Natural Tunnel Parkway

Duffield, VA 24244

Wednesday, September 19, 2018

10:00 a.m.–2:00 p.m.




All parents/guardians of enrolled Head Start and Early Head Start Children are invited to attend:

- ◆ Informally meet with other parents and represent your center's Parent Committee
- ◆ Leadership opportunities for Policy Council, (Head Start's shared decision-making group)
- ◆ Receive valuable information and giveaways from participating agencies
- ◆ Learn about the Program's Parenting Curriculum


Representatives from Participating Agencies:

Anthem Health Network, Appalachian Community Action Agency (AppCAA), Child Care Aware of Virginia, Infant & Toddler Connection of DILENOWISCO, Frontier Health, Lee County Cooperative Extension (SNAP-Ed), Mountain Empire Older Citizens (MEOC) - Kin Care and Healthy Families, Mountain Empire Community College, Regional Adult & Career Education, Scott County Health Department (WIC), Scott County Department of Social Services, Scott County Public Library, Smart Beginnings, United Healthcare's Community Plan (formerly INtotal Health), and other Participating Agencies



For more information, contact:

276-386-6051



CIP	FID	Division	Region	Total Minus Federal Per Pupil	Pass 18
		Arlington County	Region 4- Northern Virginia	32384.28	84.26%
		Colonial Beach	Region 3- Northern Neck	26358.38	78.49%
		Charlottesville City	Region 5- Valley	20637.87	72.29%
		Surry County	Region 1- Central Virginia	20535.00	77.63%
		Falls Church City	Region 4- Northern Virginia	20203.33	90.88%
		Highland County	Region 5- Valley	20196.28	80.61%
		Bath County	Region 5- Valley	20115.87	78.62%
		Alexandria City	Region 4- Northern Virginia	19997.08	67.30%
		Albemarle County	Region 5- Valley	18991.61	78.69%
		Harrisonburg City	Region 5- Valley	18861.55	67.94%
		Roanoke City	Region 6- Western Virginia	18013.72	73.16%
		Prince William County	Region 4- Northern Virginia	17763.53	79.85%
		Loudoun County	Region 4- Northern Virginia	17274.63	86.49%
		Manassas City	Region 4- Northern Virginia	17238.27	69.65%
		Fairfax County	Region 4- Northern Virginia	16840.62	83.01%
		Sussex County	Region 1- Central Virginia	16508.80	76.93%
		Westmoreland County	Region 3- Northern Neck	16250.83	73.48%
		Charles CityCounty	Region 1- Central Virginia	15961.47	65.66%
y		Alleghany County	Region 6- Western Virginia	15820.36	74.85%
		Warren County	Region 4- Northern Virginia	15250.86	74.01%
		Augusta County	Region 5- Valley	15155.84	81.27%
		Clarke County	Region 4- Northern Virginia	15116.89	79.85%
		Staunton City	Region 5- Valley	15068.37	72.77%
		Richmond City	Region 1- Central Virginia	14922.45	56.41%
		Lexington City	Region 5- Valley	14821.72	81.97%
		Rappahannock County	Region 4- Northern Virginia	14786.01	84.88%
		Fredericksburg City	Region 3- Northern Neck	14401.37	65.81%
y		Nelson County	Region 5- Valley	14323.31	77.14%
		Lancaster County	Region 3- Northern Neck	14010.41	65.89%
y		Galax City	Region 7- Southwest	13975.66	78.62%
		Winchester City	Region 4- Northern Virginia	13905.59	72.42%
		Frederick County	Region 4- Northern Virginia	13904.78	77.53%
		Colonial Heights City	Region 1- Central Virginia	13633.89	78.63%
		Chesterfield County	Region 1- Central Virginia	13582.42	81.14%
		Middlesex County	Region 3- Northern Neck	13441.85	76.66%
y	y	Bland County	Region 7- Southwest	13419.55	84.89%
		Suffolk City	Region 2- Tidewater	13381.47	77.30%
		King William County	Region 3- Northern Neck	13340.69	76.94%
		Northumberland County	Region 3- Northern Neck	13325.41	77.91%
		Waynesboro City	Region 5- Valley	13255.18	67.78%

		Franklin City	Region 2- Tidewater	13247.30	71.01%
y		Northampton County	Region 2- Tidewater	13240.78	68.70%
		Southampton County	Region 2- Tidewater	13153.09	82.29%
y		Hopewell City	Region 1- Central Virginia	12929.13	69.78%
		Spotsylvania County	Region 3- Northern Neck	12897.42	77.85%
		Fauquier County	Region 4- Northern Virginia	12880.85	78.89%
		Rockingham County	Region 5- Valley	12819.64	81.12%
		Essex County	Region 3- Northern Neck	12745.81	61.10%
		Newport News City	Region 2- Tidewater	12732.41	69.42%
		Lynchburg City	Region 5- Valley	12726.28	70.22%
		Mathews County	Region 3- Northern Neck	12655.96	77.82%
		Rockbridge County	Region 5- Valley	12610.63	80.15%
		Roanoke County	Region 6- Western Virginia	12576.87	86.39%
		Salem City	Region 6- Western Virginia	12569.51	82.70%
		Brunswick County	Region 8- Southside	12318.25	64.73%
		West Point	Region 3- Northern Neck	12286.78	92.90%
y	y	King and Queen County	Region 3- Northern Neck	12284.90	76.60%
y	y	Danville City	Region 6- Western Virginia	12267.56	55.54%
		Charlotte County	Region 8- Southside	12264.72	82.71%
		Louisa County	Region 5- Valley	12252.67	81.79%
y		Carroll County	Region 7- Southwest	12227.11	78.56%
		Martinsville City	Region 6- Western Virginia	12194.29	70.40%
		Goochland County	Region 1- Central Virginia	12188.84	84.09%
		Covington City	Region 6- Western Virginia	12089.19	72.01%
		Chesapeake City	Region 2- Tidewater	12069.00	84.79%
		Dinwiddie County	Region 1- Central Virginia	12033.62	76.44%
		Henry County	Region 6- Western Virginia	11996.85	77.71%
		Accomack County	Region 2- Tidewater	11948.32	73.55%
		Portsmouth City	Region 2- Tidewater	11938.70	71.77%
		Bedford County	Region 5- Valley	11938.09	80.61%
		Culpeper County	Region 4- Northern Virginia	11868.14	78.36%
y		Bristol City	Region 7- Southwest	11858.69	74.43%
y	y	Prince Edward County	Region 8- Southside	11806.76	62.20%
		Virginia Beach City	Region 2- Tidewater	11743.91	84.52%
y	y	Grayson County	Region 7- Southwest	11723.69	81.89%
		Page County	Region 4- Northern Virginia	11714.19	76.18%
		Orange County	Region 4- Northern Virginia	11696.95	79.74%
		Manassas Park City	Region 4- Northern Virginia	11676.54	73.77%
		Petersburg City	Region 1- Central Virginia	11633.26	52.03%
		Williamsburg-James City	Region 2- Tidewater	11626.85	82.29%
		Botetourt County	Region 6- Western Virginia	11626.02	86.70%
		Madison County	Region 4- Northern Virginia	11603.15	74.78%
y	y	Radford City	Region 7- Southwest	11599.90	82.52%
		Richmond County	Region 3- Northern Neck	11593.25	78.52%
		Franklin County	Region 6- Western Virginia	11585.81	81.06%
		Henrico County	Region 1- Central Virginia	11546.77	78.94%
		Craig County	Region 6- Western Virginia	11427.27	74.21%

y		Cumberland County	Region 8- Southside	11414.19	72.86%
		Stafford County	Region 3- Northern Neck	11401.71	81.30%
		Norfolk City	Region 2- Tidewater	11278.42	68.11%
		Hanover County	Region 1- Central Virginia	11206.06	85.33%
y	y	Lee County	Region 7- Southwest	11194.76	79.72%
		Isle of Wight County	Region 2- Tidewater	11190.30	80.91%
		Amherst County	Region 5- Valley	11186.35	76.57%
		Greene County	Region 5- Valley	11120.18	74.34%
		York County	Region 2- Tidewater	11118.49	89.04%
		Buckingham County	Region 8- Southside	11112.15	67.08%
		Fluvanna County	Region 5- Valley	11098.94	81.02%
y	y	Shenandoah County	Region 4- Northern Virginia	11095.57	71.43%
		Nottoway County	Region 8- Southside	11076.08	73.09%
y		Washington County	Region 7- Southwest	11053.10	85.46%
y	y	Giles County	Region 7- Southwest	11044.94	82.63%
y		Greensville County	Region 8- Southside	11031.49	61.49%
		Montgomery County	Region 6- Western Virginia	11020.83	81.16%
		Mecklenburg County	Region 8- Southside	10953.34	77.72%
y	y	Pulaski County	Region 7- Southwest	10953.25	77.25%
		Poquoson City	Region 2- Tidewater	10901.95	88.66%
		Buena Vista City	Region 5- Valley	10876.50	72.84%
y	y	Buchanan County	Region 7- Southwest	10865.54	73.96%
		Gloucester County	Region 3- Northern Neck	10809.38	83.15%
		Caroline County	Region 3- Northern Neck	10799.94	73.91%
		Hampton City	Region 2- Tidewater	10745.51	74.79%
y	y	Wythe County	Region 7- Southwest	10726.73	87.13%
y	y	Dickenson County	Region 7- Southwest	10653.20	83.97%
y	y	Norton City	Region 7- Southwest	10636.34	82.55%
		Amelia County	Region 8- Southside	10525.33	78.33%
		Powhatan County	Region 1- Central Virginia	10506.61	82.23%
		Halifax County	Region 8- Southside	10453.19	74.04%
		Campbell County	Region 5- Valley	10433.65	79.85%
y	y	Floyd County	Region 6- Western Virginia	10421.00	78.70%
y	y	Patrick County	Region 6- Western Virginia	10337.52	84.20%
		New Kent County	Region 1- Central Virginia	10328.36	82.45%
		Prince George County	Region 1- Central Virginia	10226.79	81.43%
y	y	Tazewell County	Region 7- Southwest	10093.45	86.16%
y	y	Russell County	Region 7- Southwest	10085.99	83.91%
		Lunenburg County	Region 8- Southside	10075.53	73.48%
y	y	Smyth County	Region 7- Southwest	9986.68	79.76%
y	y	Wise County	Region 7- Southwest	9983.89	88.31%
		Appomattox County	Region 8- Southside	9977.96	82.68%
		King George County	Region 3- Northern Neck	9848.41	81.70%
		Pittsylvania County	Region 6- Western Virginia	9828.50	83.26%
y		Scott County	Region 7- Southwest	9707.06	87.50%

NOW, THEREFORE, BE IT RESOLVED, that the Scott County School Board hereby certifies that, to the best of each member's knowledge, (i) only public business matters lawfully exempted from open meeting requirements by Virginia law were discussed in the closed meeting to which this certification resolution applies and (ii) only such public matters as were identified in the motion convening the closed meeting were heard, discussed, or considered by the Scott County School Board in the closed meeting

ROLL CALL VOTE:

AYES: Bill Quillen, David Templeton, Steve Sallee, Gail McConnell, Larry Horton, and Linda Gillenwater.

NAYS: None.

ABSENT DURING THE MEETING: None.

ITEMS BY ASSISTANT SUPERINTENDENT JASON SMITH:

APPROVAL OF OVERNIGHT FIELD TRIPS: On a motion by Mr. Gail McConnell, seconded by Mr. Larry Horton, all members voting aye, the Board approved the overnight field trip request for Nickelsville Elementary School for May 16-18, 2019 to Washington DC, Richmond for their educational end of year trip for the seventh grade class.

On a motion by Mr. Larry Horton, seconded by Mr. Steve Sallee, all members voting aye, the Board voted to approve the overnight field trip request of Rye Cove High School for their All –District Band to attend the All District Band Clinic in Abingdon, VA on February 1-2, 2019.

PERSONNEL:

On a motion by Mr. David Templeton, seconded by Mr. Steve Sallee, all members voting aye, the Board voted to approve the substitute list as presented by Mr. Smith.

RESIGNATIONS:

On a motion by Mr. Larry Horton, seconded by Mr. David Templeton, all members voting aye, the Board voted to approve the resignation of Kellie Smith, paraprofessional, effective September 12, 2018.

On a motion by Mr. Gail McConnell, seconded by Mr. Steve Sallee, all members voting aye, the Board voted to approve the resignation of Josh Christian, teacher, effective October 1, 2018.

On a motion by Mr. Larry Horton, seconded by Ms. Linda Gillenwater, all members voting aye, the Board voted to approve the resignation of Dawn Harper, teacher, effective October 15, 2018.

EMPLOYMENT:

On a motion by Mr. David Templeton, seconded by Mr. Steve Sallee, all members voting aye, the Board voted to approve the employment of Courtney Humbert, teacher, effective October 1, 2018.

On a motion by Mr. Larry Horton, seconded by Mr. Steve Sallee, all members voting aye, the Board voted to approve the employment of Deanna Vincent, paraprofessional, effective September 17, 2018.

On a motion by Mr. Gail McConnell, seconded by Ms. Linda Gillenwater, all members voting aye, the Board voted to approve the employment of Kayla Saul, bus aide, effective September 21, 2018.

On a motion by Mr. Larry Horton, seconded by Mr. David Templeton, all members voting aye, the Board voted to approve the employment of Darrin Pendleton, paraprofessional, effective October 3, 2018.

RETIREMENTS:


On a motion by Ms. Linda Gillenwater, seconded by Mr. Gail McConnell, all members voting aye, the Board voted to approve the retirement of Sheila Nash, effective February 1, 2019.

Mr. Smith informed the Board of their handout outlining the 2018-19 Student-classroom Teacher ratio which also shows the inclusion special education teacher-student ration. This information is based on the 10-day enrollment period. (Appendix C)

BOARD MEMBER COMMENTS: None.

ADJOURNMENT: There being no further business to discuss, the regular meeting of the Scott County School Board was adjourned at 9:15 p.m.


William "Bill" R. Quillen Jr., Chairman


Beverly Stidham, Clerk of the Board

Memo

To: School Board Members
From: Jason Smith, Assistant Superintendent
Date: October 2, 2018
Re: 2018-2019 Student-Classroom Teacher Ratio

Attached you will find the student-classroom teacher ratio and inclusion special education teacher-student ratio. This is based on our 10 day enrollment. Also, as a reference, the 2017-2018 student-classroom teacher ratio is attached.

2018-2019 Classroom Student-Teacher Ratio

Elementary/Intermediate

Based on 10 Day Enrollment

School	DPS	DIS	FBP	HES	NES	RCI	SES	WCES	YES	Division
Number of students	270	65	74	128	231	164	530	340	156	1,958
Number of teachers	15	4	5	8	14	8	27	16	10	107
Teacher: Student Ratio (School)	18 To 1	16.3 To 1	14.8 To 1	16 To 1	16.5 To 1	20.5 To 1	19.6 To 1	21.3 To 1	15.6 To 1	18.3 To 1
K-3 students	203	N/A	74	79	118	N/A	302	190	96	1,062
K-3 teachers	12	N/A	5	5	8	N/A	15	10	7	62
K-3 Teacher: Student Ratio	16.9 To 1	N/A	14.8 To 1	15.8 To 1	14.8 To 1	N/A	20.1 To 1	19 To 1	13.7 To 1	17.1 To 1

2018-2019 Classroom Student-Teacher Ratio Middle/High Based on 10 Day Enrollment

School	GCMS	GCHS	RCHS	TSHS	Division
Number of students	983		245	221	1,449
Number of teachers	54		19	18	91
Teacher: Student Ratio (School)	18.2 To 1		12.9 To 1	12.3 To 1	15.9 To 1

2018-2019 Classroom Special Education Student-Inclusion Teacher Ratio Based on 10 Day Enrollment

School Number of students	DIS	DPS	FBP	HES	NES	RCI	SES	WCES	YES	Division
	10	27	8	9	20	16	74	21	8	193
Number of teachers	1	2	1	1	2	1.5	6	2	1	17.5
Teacher: Student Ratio (School)	10 To 1	13.5 To 1	8 To 1	9 To 1	10 To 1	10.6 To 1	12.3 To 1	10.5 To 1	8 To 1	11 To 1

School	GCMS	GCHS	RCHS	TSHS	Division
Number of students	47 82		45	40	214
Number of teachers	4 6		2.5	2.5	15
Teacher: Student Ratio (School)	12.9 To 1		18 To 1	16 To 1	14.3 To 1

2017-2018 Classroom Student-Teacher Ratio

Elementary/Intermediate

Based on 10 Day Enrollment

School	DPS	DIS	FBP	HES	NES	RCI	SES	WCES	YES	Division
Number of students	279	66	74	125	226	164	525	308	175	1,942
Number of teachers	15	4	5	8	15	8	27	16	10	108
Teacher: Student Ratio (School)	18.6 To 1	16.5 To 1	14.8 To 1	16.8 To 1	15.1 To 1	20.5 To 1	19.4 To 1	19.3 To 1	17.5 To 1	18 To 1
K-3 students	228	N/A	74	76	114	N/A	310	186	95	1,083
K-3 teachers	12	N/A	5	4	8	N/A	15	10	6	60
K-3 Teacher: Student Ratio	19 To 1	N/A	14.8 To 1	19 To 1	14.3 To 1	N/A	20.7 To 1	18.6 To 1	15.8 To 1	18 To 1

2017-2018 Classroom Student-Teacher Ratio

Middle/High

Based on 10 Day Enrollment

School	GCMS	GCHS	RCHS	TSHS	Division
Number of students	489	493	257	236	1,475
Number of teachers	26	26	18	18	88
Teacher: Student Ratio (School)	18.8 To 1	18.9 To 1	14.3 To 1	13.1 To 1	16.8 To 1

2017-2018 Classroom Special Education Student-Inclusion Teacher Ratio

Based on 10 Day Enrollment

School Number of students Number of teachers Teacher: Student Ratio (School)	DIS	DPS	FBP	HES	NES	RCI	SES	WCES	YES	Division
	9	21	8	9	20	20	82	24	8	201
	1	2	1	1	2	1.5	6	2	1	17.5
	9 To 1	10.5 To 1	8 To 1	9 To 1	10 To 1	13.3 To 1	13.7 To 1	12 To 1	8 To 1	11.5 To 1

School Number of students Number of teachers Teacher: Student Ratio (School)	GCMS	GCHS	RCHS	TSHS	Division
	72	58	44	43	217
	5	4	3	3	15
	14.4 To 1	14.5 To 1	14.7 To 1	14.3 To 1	14.5 To 1